



' vol. 1 SOFAS AND SEATING SYSTEMS

## SEATING ELEMENTS

Flame retardant polyurethane foam and polyester fibre on wood frame. Feet in varnished ash. Glides in polyethylene. Josephine collection covers are not removable.

' vol. 1 DIVANI E SISTEMI DI SEDUTE

## ELEMENTI DI SEDUTA

Poliuretano espanso ignifugo a densità differenziata e fibra poliestere con struttura interna in legno. Piedi in frassino verniciato. Sottopiedi in polietilene.

*La collezione Josephine non è sfoderabile.*

Design Gordon Guillaumier - 2017



### Base colors - Colori basi



ASH  
natural



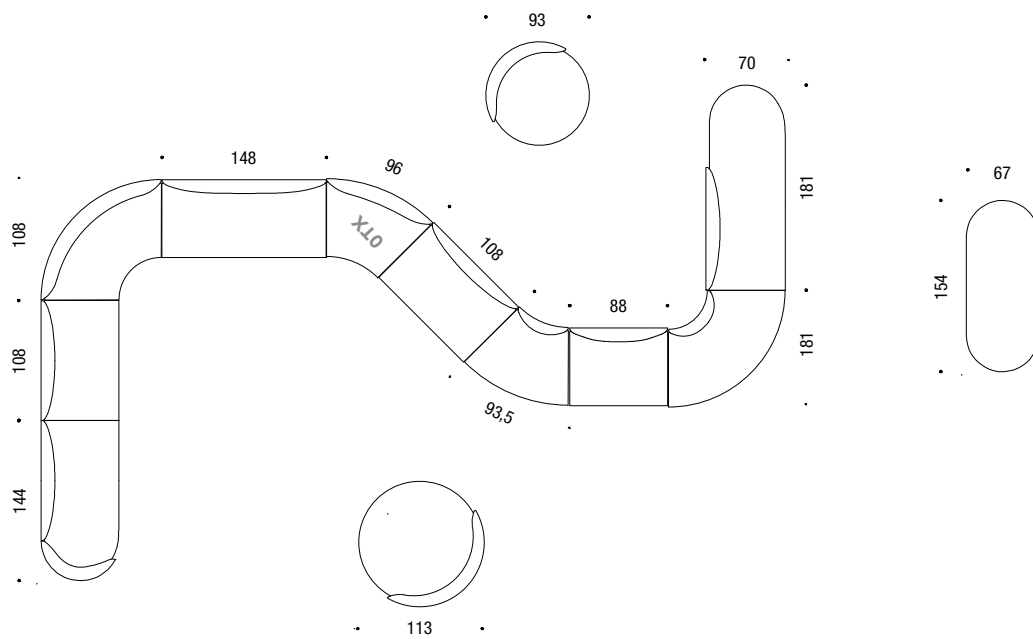
ASH  
graphite



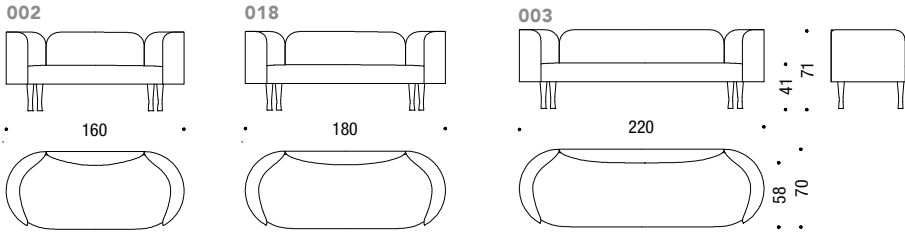
ASH  
black



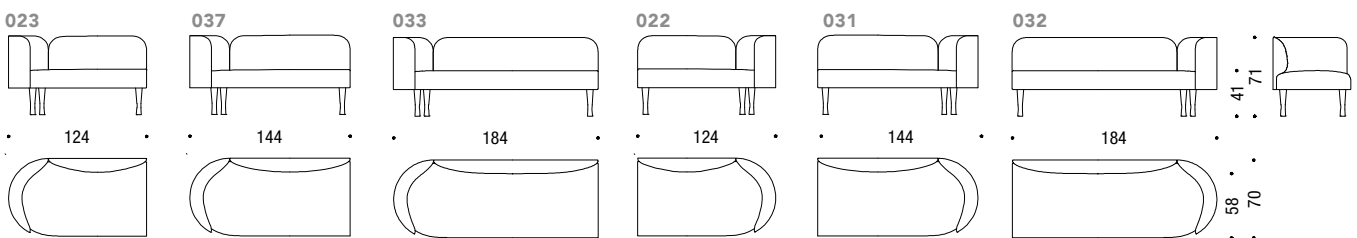
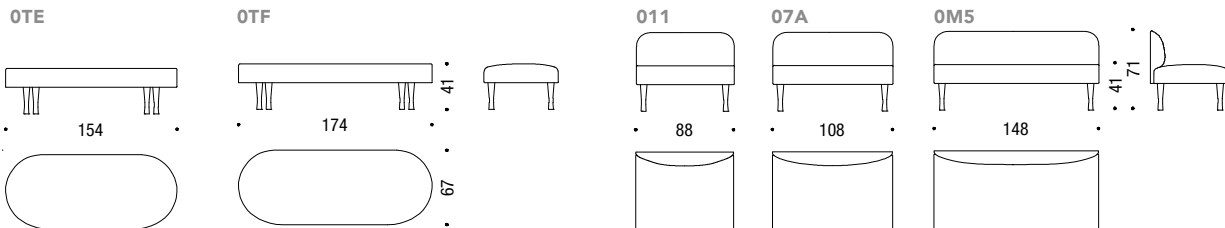
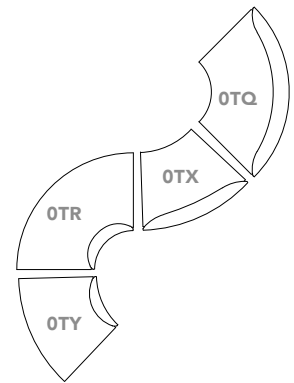
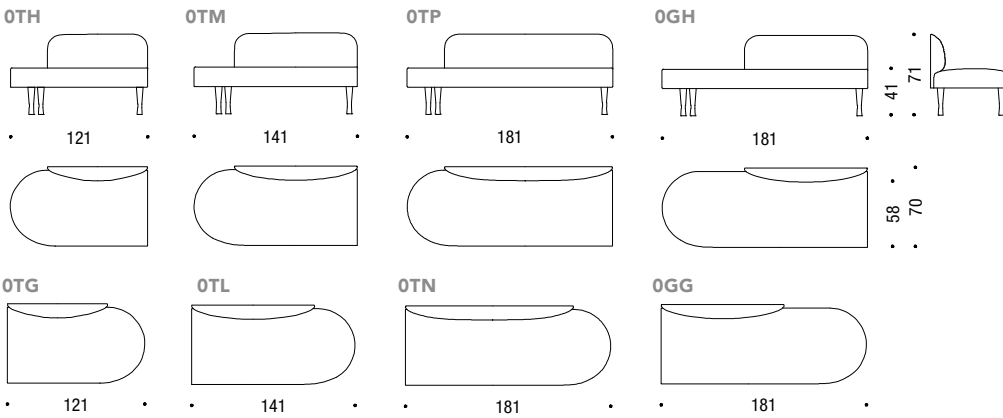
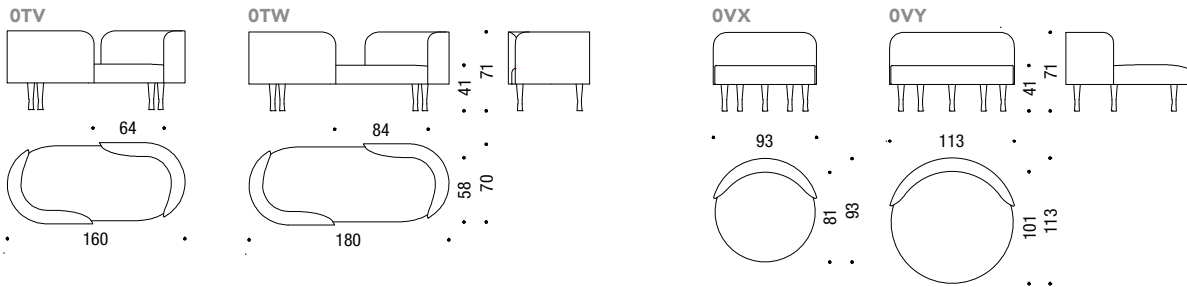
Exsample for composition



## Sofa



## Elements

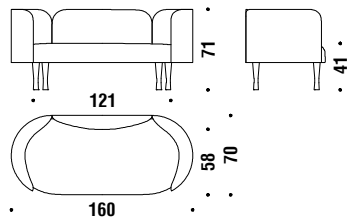


## 2 seater sofa

Divano 2 posti

002

6,6 mt. ★ 12,6 m<sup>2</sup> 0,9 m<sup>3</sup> 50 Kg **FSC® Certified**



€

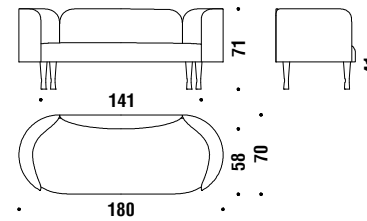
H \_\_\_\_\_  
Q \_\_\_\_\_  
S \_\_\_\_\_  
W \_\_\_\_\_  
Y \_\_\_\_\_  
T \_\_\_\_\_  
Z \_\_\_\_\_

## 2 seater sofa major

Divano 2 posti major

018

7,2 mt. ★ 13,7 m<sup>2</sup> 1,1 m<sup>3</sup> 55 Kg **FSC® Certified**



€

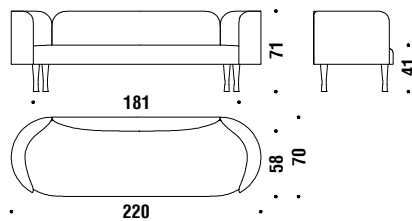
H \_\_\_\_\_  
Q \_\_\_\_\_  
S \_\_\_\_\_  
W \_\_\_\_\_  
Y \_\_\_\_\_  
T \_\_\_\_\_  
Z \_\_\_\_\_

## 3 seater sofa

Divano 3 posti

003

8,3 mt. ★ 15,8 m<sup>2</sup> 1,5 m<sup>3</sup> 65 Kg **FSC® Certified**



€

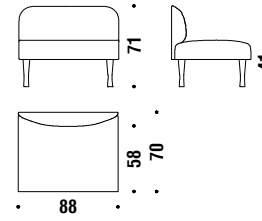
H \_\_\_\_\_  
Q \_\_\_\_\_  
S \_\_\_\_\_  
W \_\_\_\_\_  
Y \_\_\_\_\_  
T \_\_\_\_\_  
Z \_\_\_\_\_

## 1 seater element

Elemento 1 posto centrale

011

2,9 mt. ★ 5,4 m<sup>2</sup> 0,5 m<sup>3</sup> 35 Kg **FSC® Certified**



€

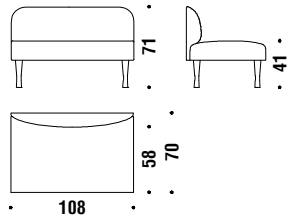
H \_\_\_\_\_  
Q \_\_\_\_\_  
S \_\_\_\_\_  
W \_\_\_\_\_  
Y \_\_\_\_\_  
T \_\_\_\_\_  
Z \_\_\_\_\_

## 2 seat central element

Elemento 2 posti centrale

07A

3,3 mt. ★ 6,3 m<sup>2</sup> 0,6 m<sup>3</sup> 40 Kg **FSC® Certified**



€

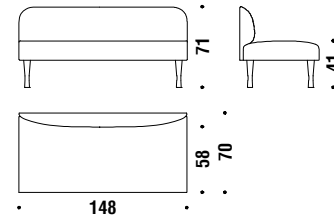
H \_\_\_\_\_  
Q \_\_\_\_\_  
S \_\_\_\_\_  
W \_\_\_\_\_  
Y \_\_\_\_\_  
T \_\_\_\_\_  
Z \_\_\_\_\_

## 2 seat major central element

Elemento 2 posti major centrale

0M5

4,1 mt. ★ 7,7 m<sup>2</sup> 0,9 m<sup>3</sup> 45 Kg **FSC® Certified**



€

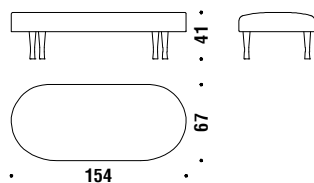
H \_\_\_\_\_  
Q \_\_\_\_\_  
S \_\_\_\_\_  
W \_\_\_\_\_  
Y \_\_\_\_\_  
T \_\_\_\_\_  
Z \_\_\_\_\_

## Bench 154

Panca 154

OTE

3,5 mt. ★ 6,7 m<sup>2</sup> 0,9 m<sup>3</sup> 45 Kg **FSC® Certified**



€

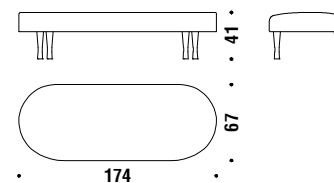
H \_\_\_\_\_  
Q \_\_\_\_\_  
S \_\_\_\_\_  
W \_\_\_\_\_  
Y \_\_\_\_\_  
T \_\_\_\_\_  
Z \_\_\_\_\_

## Bench 174

Panca da 174

OTF

4 mt. ★ 7,5 m<sup>2</sup> 1,1 m<sup>3</sup> 50 Kg **FSC® Certified**



€

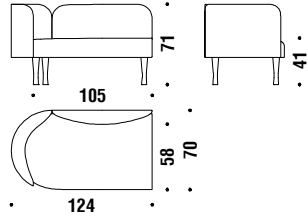
H \_\_\_\_\_  
Q \_\_\_\_\_  
S \_\_\_\_\_  
W \_\_\_\_\_  
Y \_\_\_\_\_  
T \_\_\_\_\_  
Z \_\_\_\_\_

## Lateral 2 seat unit left

Elemento 2 posti sinistro

023

4 mt. ★ 7,5 m<sup>2</sup> 0,7 m<sup>3</sup> 40 Kg **FSC® Certified**



€

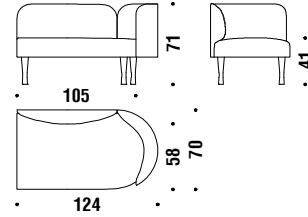
H \_\_\_\_\_  
Q \_\_\_\_\_  
S \_\_\_\_\_  
W \_\_\_\_\_  
Y \_\_\_\_\_  
T \_\_\_\_\_  
Z \_\_\_\_\_

## Lateral 2 seat unit right

Elemento 2 posti destro

022

4 mt. ★ 7,5 m<sup>2</sup> 0,7 m<sup>3</sup> 40 Kg **FSC® Certified**



€

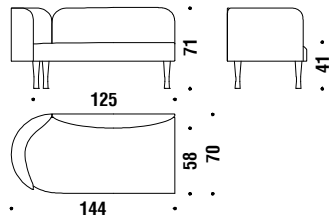
H \_\_\_\_\_  
Q \_\_\_\_\_  
S \_\_\_\_\_  
W \_\_\_\_\_  
Y \_\_\_\_\_  
T \_\_\_\_\_  
Z \_\_\_\_\_

## Lateral 2 seat unit major left

Elemento 2 posti major sinistro

037

4,4 mt. ★ 8,4 m<sup>2</sup> 0,9 m<sup>3</sup> 45 Kg **FSC® Certified**



€

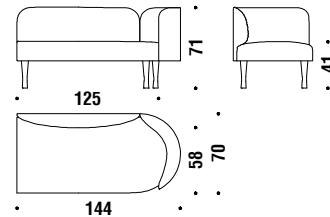
H \_\_\_\_\_  
Q \_\_\_\_\_  
S \_\_\_\_\_  
W \_\_\_\_\_  
Y \_\_\_\_\_  
T \_\_\_\_\_  
Z \_\_\_\_\_

## Lateral 2 seat unit major right

Elemento 2 posti major destro

031

4,4 mt. ★ 8,4 m<sup>2</sup> 0,9 m<sup>3</sup> 45 Kg **FSC® Certified**



€

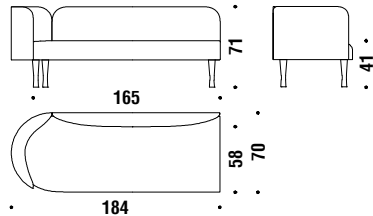
H \_\_\_\_\_  
Q \_\_\_\_\_  
S \_\_\_\_\_  
W \_\_\_\_\_  
Y \_\_\_\_\_  
T \_\_\_\_\_  
Z \_\_\_\_\_

## Lateral 3 seat unit left

Elemento 3 posti sinistro

033

5,5 mt. ★ 10,5 m<sup>2</sup> 1,1 m<sup>3</sup> 60 Kg **FSC® Certified**



€

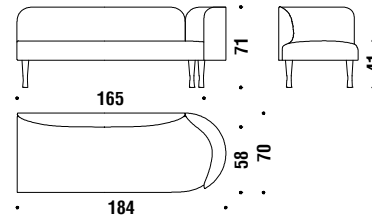
H \_\_\_\_\_  
Q \_\_\_\_\_  
S \_\_\_\_\_  
W \_\_\_\_\_  
Y \_\_\_\_\_  
T \_\_\_\_\_  
Z \_\_\_\_\_

## Lateral 3 seat unit right

Elemento 3 posti destro

032

5,5 mt. ★ 10,5 m<sup>2</sup> 1,1 m<sup>3</sup> 60 Kg **FSC® Certified**



€

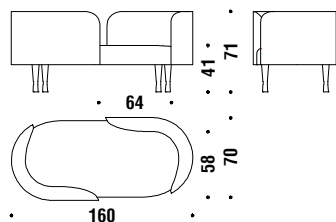
H \_\_\_\_\_  
Q \_\_\_\_\_  
S \_\_\_\_\_  
W \_\_\_\_\_  
Y \_\_\_\_\_  
T \_\_\_\_\_  
Z \_\_\_\_\_

## Vis à vis 160

Vis à vis 160

0TV

6,6 mt. ★ 12,6 m<sup>2</sup> 0,9 m<sup>3</sup> 50 Kg **FSC® Certified**



€

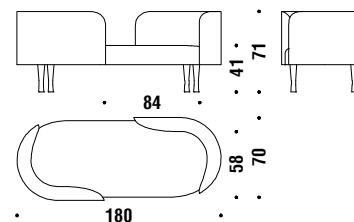
H \_\_\_\_\_  
Q \_\_\_\_\_  
S \_\_\_\_\_  
W \_\_\_\_\_  
Y \_\_\_\_\_  
T \_\_\_\_\_  
Z \_\_\_\_\_

## Vis à vis 180

Vis à vis 180

0TW

7,2 mt. ★ 13,7 m<sup>2</sup> 1,1 m<sup>3</sup> 60 Kg **FSC® Certified**



€

H \_\_\_\_\_  
Q \_\_\_\_\_  
S \_\_\_\_\_  
W \_\_\_\_\_  
Y \_\_\_\_\_  
T \_\_\_\_\_  
Z \_\_\_\_\_

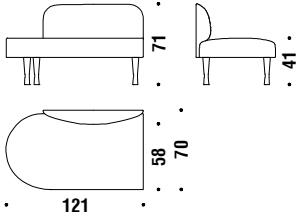
## Lateral 2 seat left peninsula

Penisola 2 posti sinistra

OTH

3,3 mt. ★ 6,3 m<sup>2</sup> ◻ 0,7 m<sup>3</sup> 🧑 40 Kg **FSC® Certified**

€



H \_\_\_\_\_  
Q \_\_\_\_\_  
S \_\_\_\_\_  
W \_\_\_\_\_  
Y \_\_\_\_\_  
T \_\_\_\_\_  
Z \_\_\_\_\_

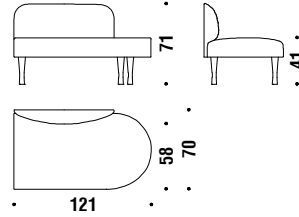
## Lateral 2 seat right peninsula

Penisola 2 posti destra

OTG

3,3 mt. ★ 6,3 m<sup>2</sup> ◻ 0,7 m<sup>3</sup> 🧑 40 Kg **FSC® Certified**

€



H \_\_\_\_\_  
Q \_\_\_\_\_  
S \_\_\_\_\_  
W \_\_\_\_\_  
Y \_\_\_\_\_  
T \_\_\_\_\_  
Z \_\_\_\_\_

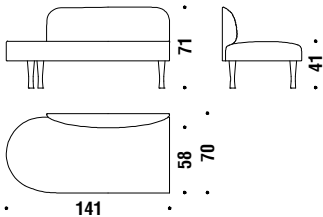
## Lateral 2 seat major left peninsula

Penisola 2 posti major sinistra

OTM

3,7 mt. ★ 7 m<sup>2</sup> ◻ 0,9 m<sup>3</sup> 🧑 45 Kg **FSC® Certified**

€



H \_\_\_\_\_  
Q \_\_\_\_\_  
S \_\_\_\_\_  
W \_\_\_\_\_  
Y \_\_\_\_\_  
T \_\_\_\_\_  
Z \_\_\_\_\_

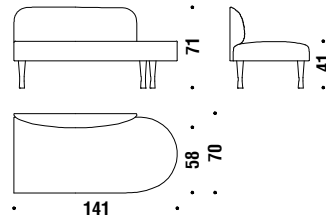
## Lateral 2 seat major right peninsula

Penisola 2 posti major destra

OTL

3,7 mt. ★ 7 m<sup>2</sup> ◻ 0,9 m<sup>3</sup> 🧑 45 Kg **FSC® Certified**

€



H \_\_\_\_\_  
Q \_\_\_\_\_  
S \_\_\_\_\_  
W \_\_\_\_\_  
Y \_\_\_\_\_  
T \_\_\_\_\_  
Z \_\_\_\_\_

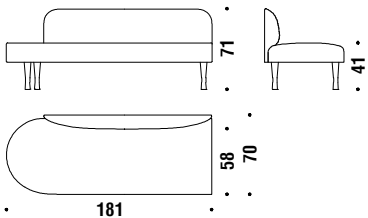
## Lateral 3 seat left peninsula

Penisola 3 posti sinistra

OTP

4,5 mt. ★ 8,6 m<sup>2</sup> ◻ 1,1 m<sup>3</sup> 🧑 60 Kg **FSC® Certified**

€



H \_\_\_\_\_  
Q \_\_\_\_\_  
S \_\_\_\_\_  
W \_\_\_\_\_  
Y \_\_\_\_\_  
T \_\_\_\_\_  
Z \_\_\_\_\_

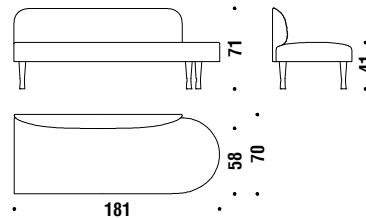
## Lateral 3 seat right peninsula

Penisola 3 posti destra

OTN

4,5 mt. ★ 8,6 m<sup>2</sup> ◻ 1,1 m<sup>3</sup> 🧑 60 Kg **FSC® Certified**

€



H \_\_\_\_\_  
Q \_\_\_\_\_  
S \_\_\_\_\_  
W \_\_\_\_\_  
Y \_\_\_\_\_  
T \_\_\_\_\_  
Z \_\_\_\_\_

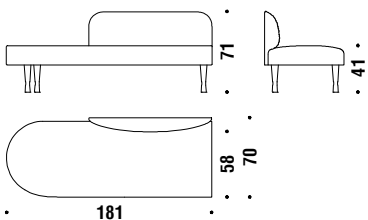
## Long left peninsula

Penisola lunga sinistra

OGH

4,4 mt. ★ 8,4 m<sup>2</sup> ◻ 1,1 m<sup>3</sup> 🧑 60 Kg **FSC® Certified**

€



H \_\_\_\_\_  
Q \_\_\_\_\_  
S \_\_\_\_\_  
W \_\_\_\_\_  
Y \_\_\_\_\_  
T \_\_\_\_\_  
Z \_\_\_\_\_

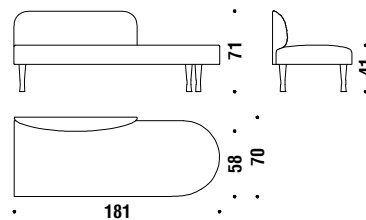
## Long right peninsula

Penisola lunga destra

OGG

4,4 mt. ★ 8,4 m<sup>2</sup> ◻ 1,1 m<sup>3</sup> 🧑 60 Kg **FSC® Certified**

€



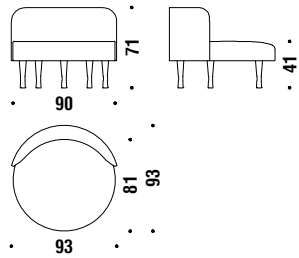
H \_\_\_\_\_  
Q \_\_\_\_\_  
S \_\_\_\_\_  
W \_\_\_\_\_  
Y \_\_\_\_\_  
T \_\_\_\_\_  
Z \_\_\_\_\_

## Circolare element Ø90

Elemento circolare Ø90

OVX

3,3 mt. ★ 6,3 m<sup>2</sup> ◻ 0,7 m<sup>3</sup> 🧑 35 Kg **FSC® Certified**



€

H \_\_\_\_\_

Q \_\_\_\_\_

S \_\_\_\_\_

W \_\_\_\_\_

Y \_\_\_\_\_

T \_\_\_\_\_

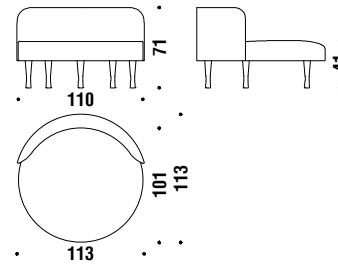
Z \_\_\_\_\_

## Circolare element Ø110

Elemento circolare Ø110

OVY

3,9 mt. ★ 7,4 m<sup>2</sup> ◻ 1,1 m<sup>3</sup> 🧑 40 Kg **FSC® Certified**



€

H \_\_\_\_\_

Q \_\_\_\_\_

S \_\_\_\_\_

W \_\_\_\_\_

Y \_\_\_\_\_

T \_\_\_\_\_

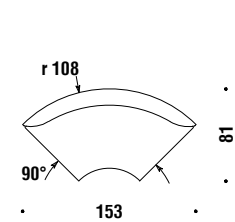
Z \_\_\_\_\_

## Closed corner 90°

Angolo chiuso 90°

OTQ

5 mt. ★ 9,5 m<sup>2</sup> ◻ 0,9 m<sup>3</sup> 🧑 50 Kg **FSC® Certified**



€

H \_\_\_\_\_

Q \_\_\_\_\_

S \_\_\_\_\_

W \_\_\_\_\_

Y \_\_\_\_\_

T \_\_\_\_\_

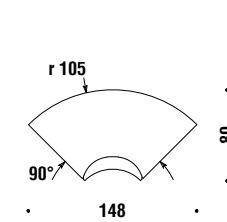
Z \_\_\_\_\_

## Open corner 90°

Angolo aperto 90°

OTR

3,6 mt. ★ 7 m<sup>2</sup> ◻ 0,9 m<sup>3</sup> 🧑 50 Kg **FSC® Certified**



€

H \_\_\_\_\_

Q \_\_\_\_\_

S \_\_\_\_\_

W \_\_\_\_\_

Y \_\_\_\_\_

T \_\_\_\_\_

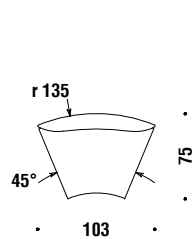
Z \_\_\_\_\_

## Closed corner 45°

Angolo chiuso 45°

OTX

4,6 mt. ★ 8,8 m<sup>2</sup> ◻ 0,7 m<sup>3</sup> 🧑 40 Kg **FSC® Certified**



€

H \_\_\_\_\_

Q \_\_\_\_\_

S \_\_\_\_\_

W \_\_\_\_\_

Y \_\_\_\_\_

T \_\_\_\_\_

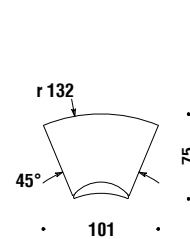
Z \_\_\_\_\_

## Open corner 45°

Angolo aperto 45°

OTY

3,3 mt. ★ 6,3 m<sup>2</sup> ◻ 0,7 m<sup>3</sup> 🧑 40 Kg **FSC® Certified**



€

H \_\_\_\_\_

Q \_\_\_\_\_

S \_\_\_\_\_

W \_\_\_\_\_

Y \_\_\_\_\_

T \_\_\_\_\_

Z \_\_\_\_\_