

design made in germany

Wilkhahn

DinA®.
500 range





500 range DinA®

Design: Udo Schill, Timo Küchler

Table 1/2 model 500/20: the table defines the pivotal point – of both the working environment and the private sphere. The classic table form and graceful elegance merge perfectly with any ambience.





One principle, three formats of $1 = 2 = 4$: the next table format down is attained by halving the next one up. The ingenious point: all tables have harmonious proportions in the form of an area ratio of $1:\sqrt{2}$, a principle that dates back to the Greek philosopher Plato.

DinA®. The fascination of simplicity.

Regularization, simplification and increasing flexibility – the dream state of transparent, effective organizational units that can adapt spontaneously to new tasks, team constellations and market situations thrives. Severe demarcation between the working world and living space is diminishing as office work moves more into the private sphere and, vice versa, the office world is becoming dynamic, vigorous and neighbourly.

For everyone who takes this dream seriously, the DinA range offers completely new furnishing and storage concepts that are a far cry from the office furniture ideology of past decades: fascinatingly simple, attractively clear, refreshingly innovative and lastingly effective. To meet the performance profile required by modern management, conference and executive interiors, the range with its prestigious, monolithic appearance and meticulously crafted finish is a perfect option. It is a convincing solution in both a professional and a private context.

DinA®.

In Plato's footsteps.

Designers Udo Schill and Timo Küchler drew the ingenious basic idea for the DinA Office range from Greek philosopher Plato: some 2,400 years ago, he had discovered extremely calm and harmonious proportions in the form of an area ratio of $1:\sqrt{2}$ which played a key role in the architecture of ancient civilizations up to the Renaissance. Later on, the paper industry made use of the advantage of this principle: if the surface is halved, proportions remain constant. It was thus possible to produce paper sizes with the same proportions without any waste. The principle of the DIN A format was born ...

The DinA range is based on the same principle: table 1/1 (= 2x DIN A0), table 1/2 (= DIN A0) and table 1/4 (= DIN A1). Storage units requiring floor space of 1/4 (= DIN A1) and 1/8 (= DIN A2) serve as a perfect complement to the table range. Available in the functional heights of "low", "sitting" and "standing", tables and storage units may be combined as required – for individual work or for a meeting, for small or large numbers. In any configuration, the result is always a harmonious spatial point of reference and clear forms.





An ingenious concept with fascinating details: flexible nets can be located underneath the table surface to provide a supplementary storage level – for everything that should be kept on standby. Seat cushions transform the low-height table into a practical stool to add colourful and textural accents.



The sophistication that results from reduction to essentials is reflected in the high quality of the materials, finish and innovative features. Invisible mitre joints of panels, through-dyed in black-grey, give the tables and Volumina a compact, monolithic appearance.

Constant proportions and three heights offer ideal perspectives for a modern working environment:

- H 44 cm (17 $\frac{3}{8}$ "): low and mobile, for storage and sitting ...
- H 73 cm (28 $\frac{3}{4}$ "): for storage, reading, working and dining ...
- H 105 cm (41 $\frac{3}{8}$ "): for storage, presentations and impromptu meetings on the move



A compact double workplace in the morning, a conference table in the afternoon and an elegant dining table for the evening: the character and function of the elements are constantly redefined by use.



DinA®. Minimum inventory, maximum scope.

Reduction to one coherent principle of surface area, height and design means that tables and storage units can stand alone or be combined. They may be configured as required and every unit is multifunctional. For example, the large table (1/1 = 168 x 118.8 cm (66 $\frac{1}{8}$ " x 46 $\frac{3}{4}$ "), height 73 cm (28 $\frac{3}{4}$ ")) functions as a generously proportioned desk, a compact double workplace, a conference table with plenty of legroom or a dining table that also provides space for a serving dish and refreshments.

A cushion transforms the low-height table into an ottoman; low storage units serve as home entertainment centres, and catering and hospitality needs are perfectly satisfied. The function and character of every DinA element are defined by current use and may be changed spontaneously.

Individual and fit for the future: when requirements and structures change, DinA furniture units are flexible and can therefore adapt to new performance profiles. This convincing range is a model of excellence of the maxim of "less is more".



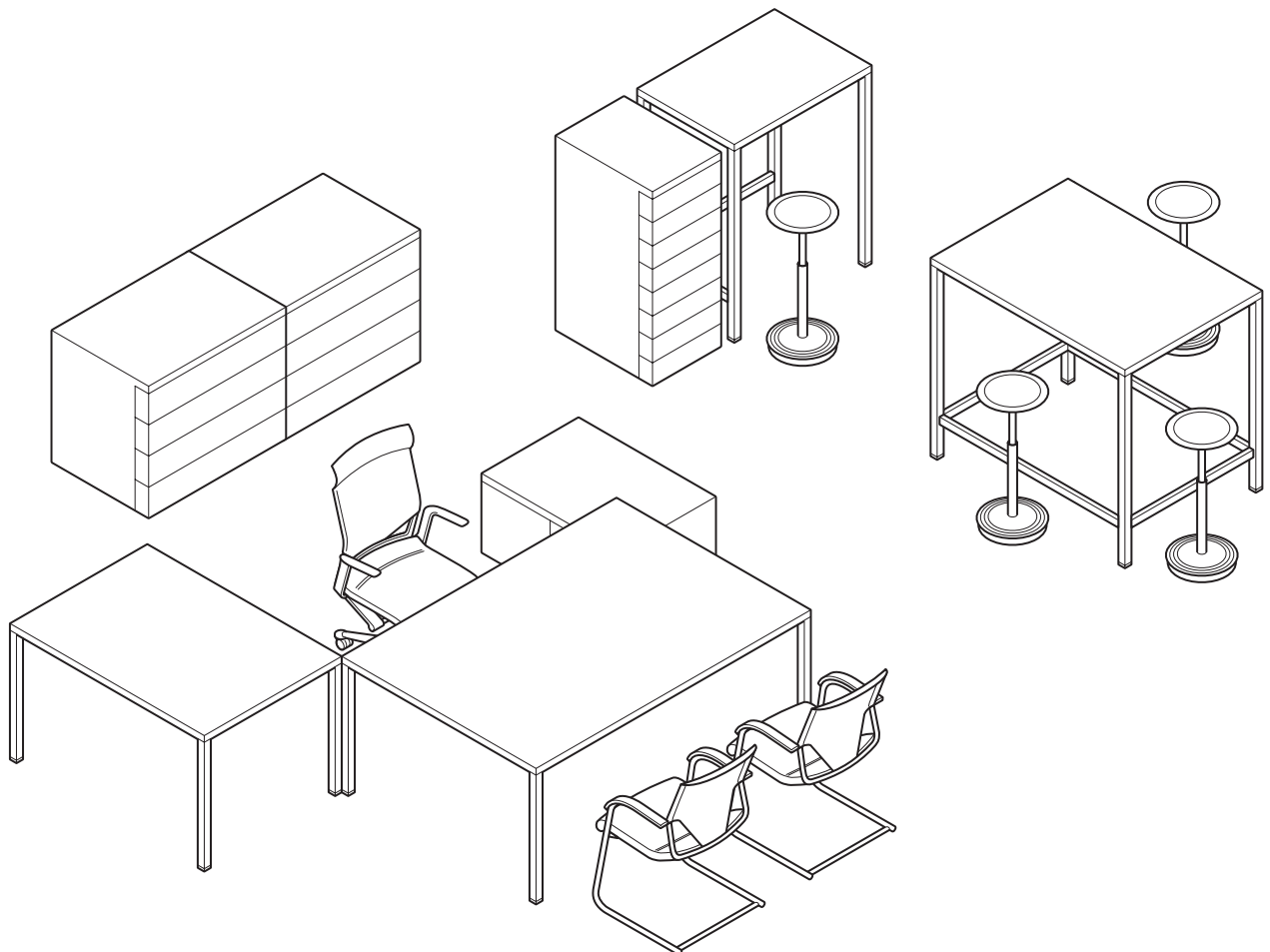
The high-quality, understated design language of DinA® tables merges with any interior design theme. Combine with a swivel chair and skid-base models from the 230 range to create an extremely loose and light ambience.

DinA®.

Professional improvisation.

Besides the principle of simplicity of form, DinA also reflects the principle of simplicity of change: furniture units can be moved around and reconfigured without the use of tools and assembly operations – as stand-alone structures or combined, depending on the task in hand. Whatever the application, the result is always harmonious spatial references and perfectly proportioned solutions. To promote change processes whilst ensuring aesthetic continuity.

The DinA range is not only distinctive, prestigious and highly elegant – it is also a worthwhile investment in the future. If change, innovation and flexibility are the order of the day, the demand will be for furnishing solutions that allow virtually limitless scope for varying applications: extending from an individual office to vast office landscapes, from a space for meetings to a conference configuration, from a reception area to a boardroom.





Technical details

Tables

Frame

Legs in square tube (40 x 40 mm (1 $\frac{5}{8}$ " x 1 $\frac{5}{8}$ ")); available in the following versions: stainless steel with surface shot blasted, natural finish; bright chromium-plated steel, and steel with textured coating in the colour silver, each with adjustable glides in black-grey polyamide. Footrest bar on high tables stainless steel with surface shot blasted. With soft felt insert for hard floors. Concealed steel underframe, coated in black-grey, with screw-fitted corner knuckles in die-cast zinc. Optionally with cable and storage net in resilient, black polyester and/ or with modesty panel comprising an aluminium frame, coated in the colour silver with a satin finish, covered in transparent, stretch material in the colour anthracite, and grips in black polyamide.

Tops

19 mm ($\frac{3}{4}$ ") MDF panel, with double thickness (40 mm (1 $\frac{5}{8}$ ")) at the edge, black-grey through-dyed and with protecting lacquer or white covering lacquer (corresponds to RAL 9010). Optionally with cable outlet.

Volumina and Cabinets

Body, drawer fronts and doors in MDF panel with mitre joints, through-dyed in the colour black-grey with matt, textured protecting lacquer. Base of drawers with cellulose mat as sound insulation.

Drawers, shelves, utensil trays and doors in MDF, through-dyed in the colour black-grey. Frame for suspended file drawers in stainless steel. Shelves (Cabinets) in formed steel, coated in the colour silver, complete with hardware for variable positioning. Glides (models 500/6–8) in black polypropylene; castors (model 500/5) in black polyamide.

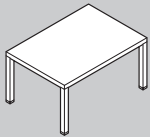
Drawers have no visible handles, and open and close with finger pressure.

Doors (Cabinets) with no visible handles with lock and damped self-closing mechanism. Load capacity of drawers and pull-out accessories: max. 20 kg; suspended file drawers: max. 20 kg. All drawers in a stack secured by interlock and equipped with a lock as a central locking system.

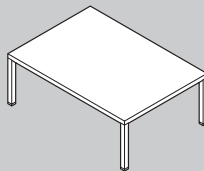
Accessories

Seat cushion in covered cut foam. Modesty panel comprising an aluminium frame, coated in the colour silver with a satin finish, covered in transparent, stretch material in the colour anthracite. Cable and storage net for convenient insertion in black, flexible polyester fabric. Cable clip in black plastic for channelling cables on leg (for cable max. \varnothing 10 mm ($\frac{3}{8}$ ")). Table clip for linking tables, with integral cable management (for cable max. \varnothing 10 mm ($\frac{3}{8}$ ")).

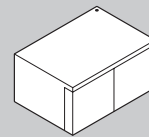
Subject to technical change without notice.



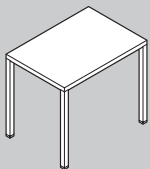
500/1
Table 1/4
594 x 840
(23 $\frac{3}{8}$ " x 33 $\frac{1}{8}$ ")
Low height
440 (17 $\frac{3}{8}$ ")



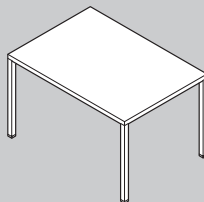
500/2
Table 1/2
840 x 1188
(33 $\frac{1}{8}$ " x 46 $\frac{3}{4}$ ")
Low height
440 (17 $\frac{3}{8}$ ")



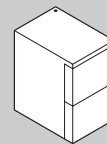
500/6
Volumina 1/4
594 x 840
(23 $\frac{3}{8}$ " x 33 $\frac{1}{8}$ ")
Low height
440 (17 $\frac{3}{8}$ ")



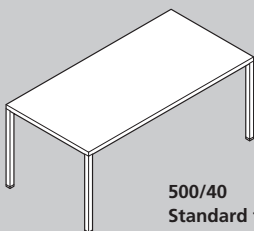
500/10
Table 1/4
594 x 840
(23 $\frac{3}{8}$ " x 33 $\frac{1}{8}$ ")
Sitting height
730 (28 $\frac{3}{4}$ ")



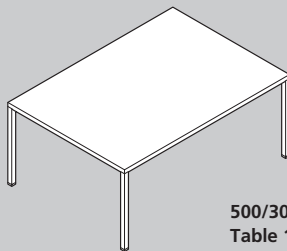
500/20
Table 1/2
840 x 1188
(33 $\frac{1}{8}$ " x 46 $\frac{3}{4}$ ")
Sitting height
730 (28 $\frac{3}{4}$ ")



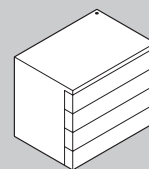
500/5
Volumina 1/8
594 x 420
(23 $\frac{3}{8}$ " x 16 $\frac{1}{2}$ ")
Sitting height
730 (28 $\frac{3}{4}$ ")




500/40
Standard table
840 x 1680
(33 $\frac{1}{8}$ " x 66 $\frac{1}{8}$ ")
Sitting height
730 (28 $\frac{3}{4}$ ")




500/30
Table 1/1
1188 x 1680
(46 $\frac{3}{4}$ " x 66 $\frac{1}{8}$ ")
Sitting height
730 (28 $\frac{3}{4}$ ")



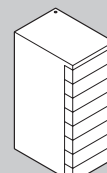
500/7
Volumina 1/4
594 x 840
(23 $\frac{3}{8}$ " x 33 $\frac{1}{8}$ ")
Sitting height
730 (28 $\frac{3}{4}$ ")



500/11
Table 1/4
594 x 840
(23 $\frac{3}{8}$ " x 33 $\frac{1}{8}$ ")
Standing height
1050 (41 $\frac{3}{8}$ ")



500/21
Table 1/2
840 x 1188
(33 $\frac{1}{8}$ " x 46 $\frac{3}{4}$ ")
Standing height
1050 (41 $\frac{3}{8}$ ")



500/8
Volumina 1/8
594 x 420
(23 $\frac{3}{8}$ " x 16 $\frac{1}{2}$ ")
Standing height
1050 (41 $\frac{3}{8}$ ")

All dimensions in cm (inches).

