



LEADCHAIR MANAGEMENT SOFT . SWIVEL CHAIR

DESIGN: EOOS.

Construction	aluminium frame	Function	executive chair: <ul style="list-style-type: none"> – synchro tilt mechanism – tilt tension can be individually adjusted with tension dial – lockable in upright position – executive chair features pneumatic height adjustment (range of adjustability: SH 40.5-49,5 cm)
Frame	executive chair: <ul style="list-style-type: none"> – 5-star swivel base with casters conference and visitor chair: <ul style="list-style-type: none"> – 4-star swivel base with glides – 5-star swivel base with casters 		conference and visitor chair: <ul style="list-style-type: none"> – 4-star swivel base is available with return mechanism (upcharge applies), return mechanism is not possible for chairs with pneumatic adjustment – Height of conference and visitor chairs with return mechanism will increase by 2,5 cm (when unoccupied).
Upholstery	seat and back: foam-moulded with polyester fiber wrap		
Cover	Seat and back available in leather and selected fabric.		
Arms	<ul style="list-style-type: none"> – aluminium – with leather pads – chairs upholstered in leather have pads in same leather as the cover – chairs upholstered in fabric have pads in leather Congress black – pads are removable and can be replaced 		



2055

W 72 D 72 H 118.5 – 127.5
SH 40.5 – 49.5 AH 64.5 – 73.5 SD 44.4

W 28¼ D 28¼ H 46¾ – 50¼
SH 16 – 19½ AH 25½ – 29 SD 17½



2065

W 72 D 72 H 98 – 107
SH 40.5 – 49.5 AH 64.5 – 73.5 SD 44.4

W 28¼ D 28¼ H 38½ – 42¼
SH 16 – 19½ AH 25½ – 29 SD 17½



2075

W 72 D 72 H 84 – 93
SH 40.5 – 49.5 AH 64.5 – 73.5 SD 44.4

W 28¼ D 28¼ H 33 – 36½
SH 16 – 19½ AH 25½ – 29 SD 17½



2056

W 72 D 72 H 122
SH 44 SD 44 AH 68

W 28¼ D 28¼ H 48
SH 17¼ SD 17¼ AH 26¾



2066

W 72 D 72 H 101.5
SH 44 SD 44 AH 68

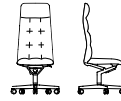
W 28¼ D 28¼ H 40
SH 17¼ SD 17¼ AH 26¾



2076

W 72 D 72 H 87.5
SH 44 SD 44 AH 68

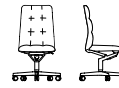
W 28¼ D 28¼ H 34½
SH 17¼ SD 17¼ AH 26¾



2057

W 72 D 72 H 122
SH 44 SD 44

W 28¼ D 28¼ H 48
SH 17¼ SD 17¼



2067

W 72 D 72 H 101.5
SH 44 SD 44

W 28¼ D 28¼ H 40
SH 17¼ SD 17¼



2077

W 72 D 72 H 87.5
SH 44 SD 44

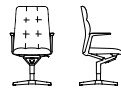
W 28¼ D 28¼ H 34½
SH 17¼ SD 17¼



2058

W 69 D 69 H 122.5
SH 44 SD 44 AH 68

W 27¼ D 27¼ H 48¼
SH 17¼ SD 17¼ AH 26¾



2068

W 69 D 69 H 101.5
SH 44 SD 44 AH 68

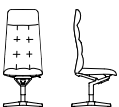
W 27¼ D 27¼ H 40
SH 17¼ SD 17¼ AH 26¾



2078

W 69 D 69 H 87.5
SH 44 SD 44 AH 68

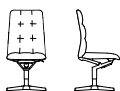
W 27¼ D 27¼ H 34½
SH 17¼ SD 17¼ AH 26¾



2059

W 69 D 69 H 122.5
SH 44 SD 44

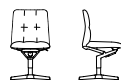
W 27¼ D 27¼ H 48¼
SH 17¼ SD 17¼



2069

W 69 D 69 H 101.5
SH 44 SD 44

W 27¼ D 27¼ H 40
SH 17¼ SD 17¼



2079

W 69 D 69 H 87.5
SH 44 SD 44

W 27¼ D 27¼ H 34½
SH 17¼ SD 17¼