



KEYPIECE. CONFERENCE TABLES

DESIGN: EOOS.

Table top

Shape: rectangular, boat-shaped, trapezoidal, square and round.

Table top and edge versions

Three table top versions are available.

Basic:

Micro chipboard core with straight edge for melamine finish.

MDF core with straight edge for other possible finishes.

Thickness: 25 mm.

Finishes:

- melamine soft white with ABS ending.
- fine-textured paint, HPL laminate, fenix® or veneers from price groups IV, V.



Advanced:

MDF core with chamfered edge.

Thickness: 28 mm bevelled to 10 mm.

Bevelled edge lacquered.

Finishes:

fine-textured paint, .03 paint white, HPL laminate, fenix®, linoleum, linoleum black with silver-coloured edge no. .71 and veneers from price groups IV, V, VI.



Soft:

MDF core with soft edge.

Thickness: 28mm. Lacquered bevelled edge.

Finishes:

Available only in fine-textured paint (with integrated edge protection) and veneers from price groups IV, V, VI.



Table frame

Table frame consisting of:

- aluminium leg with integrated cable duct and synthetic cover or solid wood leg. Leg positions: angled corner and middle legs. U-shaped conference tables have two inner corner legs.
- beam: aluminium profile extrusion
- joint: die-cast aluminium

Aluminium legs:

- polished
- powder-coated matt black
- powder-coated matt bronze

Solid wood legs:

- oak white pigmented, oiled (.10wo)
- oak fumed, oiled (.13wo)
- oak burned, oiled (.14wo)
- nutwood with sapwood, oiled (.99wo)

Accessories and plug management

Accessories:

- Cable ducts (for an upcharge)
- Modesty panels for conference table systems (prices upon request)..

Plug management:

All conference tables can be equipped with connectors.

Depending on table top version, various connectors are available.

Cable management for power and data connection is possible through each leg in case of the aluminium leg.

For the solid wood leg the cable management for power and data connection is possible through the separate vertical cable duct either in leather Congress black (4191) or black webbing (4980).

Table top version Basic with finish melamine can be equipped with Connector Netbox Line/Point.

Table top version Basic (except melamine), Advanced and Soft can be equipped with other connectors.

Seat widths

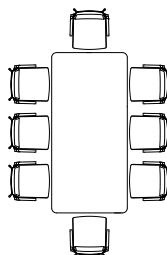
To accommodate different chair widths, tables are scaled to three different seat widths (75, 80 and 85 cm). Please specify scale with the ordering number.

You will find chair widths for Walter Knoll chairs in the *price list Seating & Dining*. The number of seats includes long and short sides.

Ordering notes

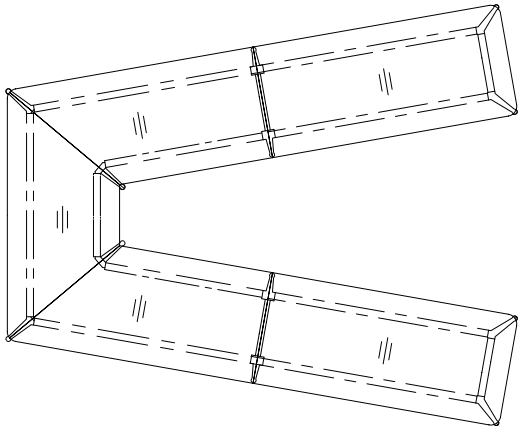
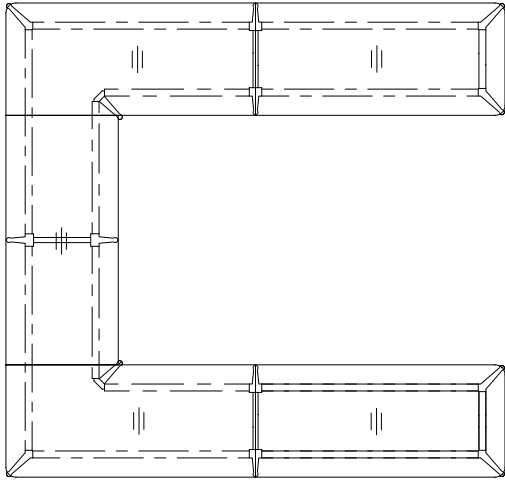
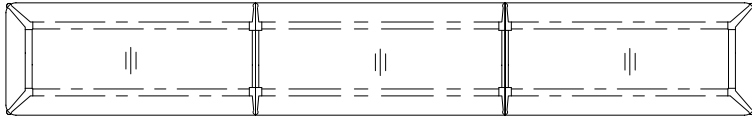
The following criteria are required for planning customized table systems:

1. Room size
2. Number of seats, seat width 75, 80, 85 cm
3. Table top geometry
4. Table top finishes
5. Plug management (number of power and data connections)

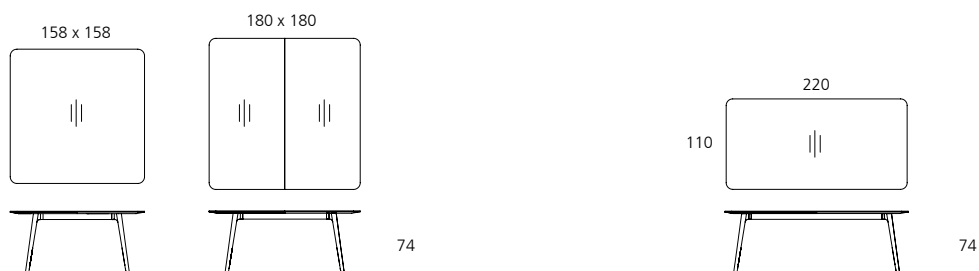
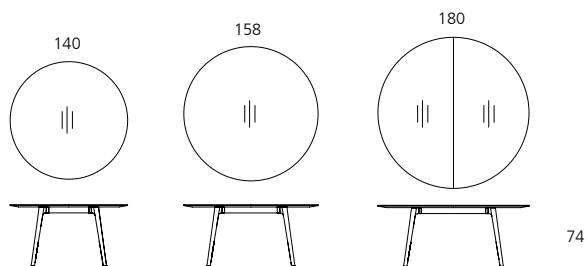


KEYPIECE

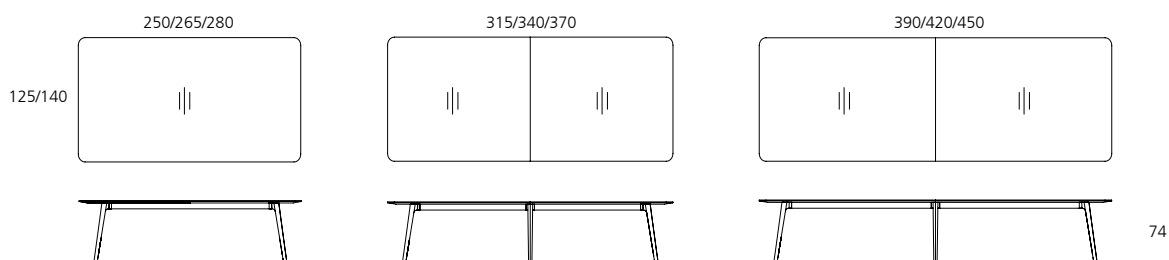
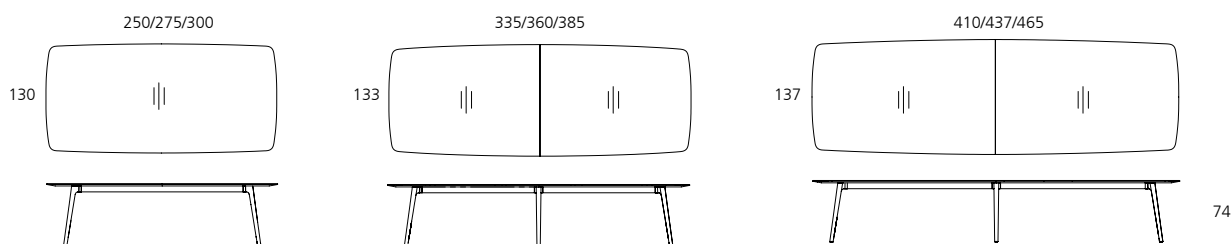
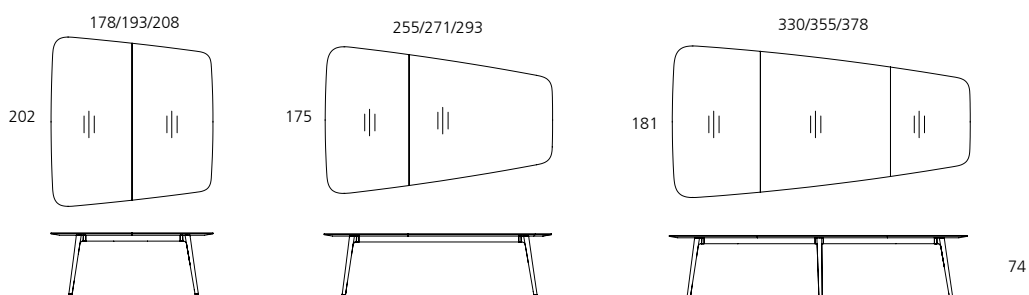
Conference table systems



Notes: Available on request. We would be pleased to help you plan your individual conference table system. Please contact the company back office.




Conference tables



Notes: The indicated dimensions refer to the seat width 80.
Please contact the company back office for technical measurements.

KEYPIECE

meeting and conference table square – table top width 158 cm – with 8 seats



B 158 W 62¼
T 158 D 62¼
H 74 H 29¼

4393 square
table top Basic
4 corner legs
table top thickness 25 mm
straight edge

4343 square
table top Advanced
4 corner legs
table top thickness 28 mm
beveled edge

4157 square
table top Soft
4 corner legs
table top thickness 28 mm
rounded edge

meeting and conference table square – table top width 180 cm – with 8 seats

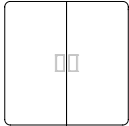


table top consisting of 2 parts

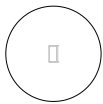
B 180 W 70¾
T 180 D 70¾
H 74 H 29¼

4394 square
table top Basic
4 corner legs
table top thickness 25 mm
straight edge

4344 square
table top Advanced
4 corner legs
table top thickness 28 mm
beveled edge

4158 square
table top Soft
4 corner legs
table top thickness 28 mm
rounded edge

meeting and conference table round – table top width 140 cm – with 4 seats



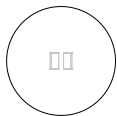
Ø 140 Ø 55
H 74 H 29¼

4397 round
table top Basic
4 corner legs
table top thickness 25 mm
straight edge

4347 round
table top Advanced
4 corner legs
table top thickness 28 mm
beveled edge

4359 round
table top Soft
4 corner legs
table top thickness 28 mm
rounded edge

meeting and conference table round – table top width 158 cm – with 6 seats



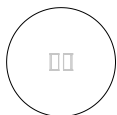
Ø 158 Ø 62¼
H 74 H 29¼

4398 round
table top Basic
4 corner legs
table top thickness 25 mm
straight edge

4348 round
table top Advanced
4 corner legs
table top thickness 28 mm
beveled edge

4360 round
table top Soft
4 corner legs
table top thickness 28 mm
rounded edge

meeting and conference table round – table top width 180 cm – with 8 seats



Ø 180 Ø 70¾
H 74 H 29¼

4399 round
table top Basic
4 corner legs
table top thickness 25 mm
straight edge

4349 round
table top Advanced
4 corner legs
table top thickness 28 mm
beveled edge

4361 round
table top Soft
4 corner legs
table top thickness 28 mm
rounded edge

meeting and conference table rectangular – table top width 220 cm – with 6-8 seats



B 220 W 86½
T 110 D 43¼
H 74 H 29¼

4391 rectangular
table top Basic
4 corner legs
table top thickness 25 mm
straight edge

4341 rectangular
table top Advanced
4 corner legs
table top thickness 28 mm
beveled edge

4156 rectangular
table top Soft
4 corner legs
table top thickness 28 mm
rounded edge

conference table rectangular – with 8 seats



rectangular
table top Basic
4 corner legs
table top thickness 25 mm
straight edge

4350-75 B 250 W 98½
T 125 D 49¼
H 74 H 29¼

4350-80 B 265 W 104¼
T 125 D 49¼
H 74 H 29¼

4350-85 B 280 W 110¼
T 125 D 49¼
H 74 H 29¼

rectangular
table top Advanced
4 corner legs
table top thickness 28 mm
beveled edge

4300-75 B 250 W 98½
T 125 D 49¼
H 74 H 29¼

4300-80 B 265 W 104¼
T 125 D 49¼
H 74 H 29¼

4300-85 B 280 W 110¼
T 125 D 49¼
H 74 H 29¼

rectangular
table top Soft
4 corner legs
table top thickness 28 mm
rounded edge

4162-75 B 250 W 98½
T 125 D 49¼
H 74 H 29¼

4162-80 B 265 W 104¼
T 125 D 49¼
H 74 H 29¼

4162-85 B 280 W 110¼
T 125 D 49¼
H 74 H 29¼



rectangular
table top Basic
4 corner legs
table top thickness 25 mm
straight edge

4351-75 B 250 W 98½
T 140 D 55
H 74 H 29¼

4351-80 B 265 W 104¼
T 140 D 55
H 74 H 29¼

4351-85 B 280 W 110¼
T 140 D 55
H 74 H 29¼

rectangular
table top Advanced
4 corner legs
table top thickness 28 mm
beveled edge

4301-75 B 250 W 98½
T 140 D 55
H 74 H 29¼

4301-80 B 265 W 104¼
T 140 D 55
H 74 H 29¼

4301-85 B 280 W 110¼
T 140 D 55
H 74 H 29¼

rectangular
table top Soft
4 corner legs
table top thickness 28 mm
rounded edge

4163-75 B 250 W 98½
T 140 D 55
H 74 H 29¼

4163-80 B 265 W 104¼
T 140 D 55
H 74 H 29¼

4163-85 B 280 W 110¼
T 140 D 55
H 74 H 29¼

conference table rectangular – with 12 seats



table top consisting of
2 parts

rectangular table top Basic 4 corner legs	4354-75	B 390 T 125 H 74	W 153½ D 49¼ H 29¼	4354-80	B 420 T 125 H 74	W 165¼ D 49¼ H 29¼	4354-85	B 450 T 125 H 74	W 177¼ D 49¼ H 29¼
---	---------	------------------------	--------------------------	---------	------------------------	--------------------------	---------	------------------------	--------------------------

table top thickness 25 mm
straight edge

rectangular table top Advanced 4 corner legs	4304-75	B 390 T 125 H 74	W 153½ D 49¼ H 29¼	4304-80	B 420 T 125 H 74	W 165¼ D 49¼ H 29¼	4304-85	B 450 T 125 H 74	W 177¼ D 49¼ H 29¼
--	---------	------------------------	--------------------------	---------	------------------------	--------------------------	---------	------------------------	--------------------------

table top thickness 28 mm
beveled edge

rectangular table top Soft 4 corner legs	4166-75	B 390 T 125 H 74	W 153½ D 49¼ H 29¼	4166-80	B 420 T 125 H 74	W 165¼ D 49¼ H 29¼	4166-85	B 450 T 125 H 74	W 177¼ D 49¼ H 29¼
--	---------	------------------------	--------------------------	---------	------------------------	--------------------------	---------	------------------------	--------------------------

table top thickness 28 mm
rounded edge



table top consisting of
2 parts

rectangular table top Basic 4 corner legs	4355-75	B 390 T 140 H 74	W 153½ D 55 H 29¼	4355-80	B 420 T 140 H 74	W 165¼ D 55 H 29¼	4355-85	B 450 T 140 H 74	W 177¼ D 55 H 29¼
---	---------	------------------------	-------------------------	---------	------------------------	-------------------------	---------	------------------------	-------------------------

table top thickness 25 mm
straight edge

rectangular table top Advanced 4 corner legs	4305-75	B 390 T 140 H 74	W 153½ D 55 H 29¼	4305-80	B 420 T 140 H 74	W 165¼ D 55 H 29¼	4305-85	B 450 T 140 H 74	W 177¼ D 55 H 29¼
--	---------	------------------------	-------------------------	---------	------------------------	-------------------------	---------	------------------------	-------------------------

table top thickness 28 mm
beveled edge

rectangular table top Soft 4 corner legs	4167-75	B 390 T 140 H 74	W 153½ D 55 H 29¼	4167-80	B 420 T 140 H 74	W 165¼ D 55 H 29¼	4167-85	B 450 T 140 H 74	W 177¼ D 55 H 29¼
--	---------	------------------------	-------------------------	---------	------------------------	-------------------------	---------	------------------------	-------------------------

table top thickness 28 mm
rounded edge

KEYPIECE

conference table boat shaped – with 8 seats



boat shaped	4370-75	B 250	W 98½	4370-80	B 275	W 108¼	4370-85	B 300	W 118
table top Basic		T 122/130	D 48/51¼		T 122/130	D 48/51¼		T 122/130	D 48/51¼
4 corner legs		H 74	H 29¼		H 74	H 29¼		H 74	H 29¼
table top thickness 25 mm									
straight edge									

boat shaped	4320-75	B 250	W 98½	4320-80	B 275	W 108¼	4320-85	B 300	W 118
table top Advanced		T 122/130	D 48/51¼		T 122/130	D 48/51¼		T 122/130	D 48/51¼
4 corner legs		H 74	H 29¼		H 74	H 29¼		H 74	H 29¼
table top thickness 28 mm									
beveled edge									

boat shaped	4185-75	B 250	W 98½	4185-80	B 275	W 108¼	4185-85	B 300	W 118
table top Soft		T 122/130	D 48/51¼		T 122/130	D 48/51¼		T 122/130	D 48/51¼
4 corner legs		H 74	H 29¼		H 74	H 29¼		H 74	H 29¼
table top thickness 28 mm									
rounded edge									

conference table boat shaped – with 10 seats



table top consisting of
2 parts

boat shaped	4372-75	B 335	W 132	4372-80	B 360	W 141¾	4372-85	B 385	W 151½
table top Basic		T 122/133	D 48/52¼		T 122/133	D 48/52¼		T 122/135	D 48/53¼
4 corner legs		H 74	H 29¼		H 74	H 29¼		H 74	H 29¼
table top thickness 25 mm									
straight edge									

boat shaped	4322-75	B 335	W 132	4322-80	B 360	W 141¾	4322-85	B 385	W 151½
table top Advanced		T 122/133	D 48/52¼		T 122/133	D 48/52¼		T 122/135	D 48/53¼
4 corner legs		H 74	H 29¼		H 74	H 29¼		H 74	H 29¼
table top thickness 28 mm									
beveled edge									

boat shaped	4186-75	B 335	W 132	4186-80	B 360	W 141¾	4186-85	B 385	W 151½
table top Soft		T 122/133	D 48/52¼		T 122/133	D 48/52¼		T 122/135	D 48/53¼
4 corner legs		H 74	H 29¼		H 74	H 29¼		H 74	H 29¼
table top thickness 28 mm									
rounded edge									

conference table boat shaped – with 12 seats



table top consisting of
2 parts

boat shaped	4374-75	B 410	W 161½	4374-80	B 437	W 172	4374-85	B 465	W 183
table top Basic		T 122/136	D 48/53½		T 122/137	D 48/54		T 122/138	D 48/54¼
4 corner legs		H 74	H 29¼		H 74	H 29¼		H 74	H 29¼
table top thickness 25 mm									
straight edge									

boat shaped	4324-75	B 410	W 161½	4324-80	B 437	W 172	4324-85	B 465	W 183
table top Advanced		T 122/136	D 48/53½		T 122/137	D 48/54		T 122/138	D 48/54¼
4 corner legs		H 74	H 29¼		H 74	H 29¼		H 74	H 29¼
table top thickness 28 mm									
beveled edge									

boat shaped	4187-75	B 410	W 161½	4187-80	B 437	W 172	4187-85	B 465	W 183
table top Soft		T 122/136	D 48/53½		T 122/137	D 48/54		T 122/138	D 48/54¼
4 corner legs		H 74	H 29¼		H 74	H 29¼		H 74	H 29¼
table top thickness 28 mm									
rounded edge									

conference table trapezoidal – with 6 seats

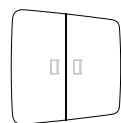


table top consisting of
2 parts

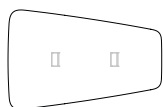
trapezoidal	4380-75	B 178	W 70	4380-80	B 193	W 76	4380-85	B 208	W 82
table top Basic		T 162/194	D 63¾/76½		T 167/202	D 65¾/79½		T 173/210	D 68/82¾
4 corner legs		H 74	H 29¼		H 74	H 29¼		H 74	H 29¼
table top thickness 25 mm									
straight edge									

trapezoidal	4330-75	B 178	W 70	4330-80	B 193	W 76	4330-85	B 208	W 82
table top Advanced		T 162/194	D 63¾/76½		T 167/202	D 65¾/79½		T 173/210	D 68/82¾
4 corner legs		H 74	H 29¼		H 74	H 29¼		H 74	H 29¼
table top thickness 28 mm									
beveled edge									

trapezoidal	4188-75	B 178	W 70	4188-80	B 193	W 76	4188-85	B 208	W 82
table top Soft		T 162/194	D 63¾/76½		T 167/202	D 65¾/79½		T 173/210	D 68/82¾
4 corner legs		H 74	H 29¼		H 74	H 29¼		H 74	H 29¼
table top thickness 28 mm									
rounded edge									

KEYPIECE

conference table trapezoidal – with 7 seats



one-piece table top

trapezoidal	4382-75	B 255	W 100½	4382-80	B 271	W 106¾	4382-85	B 293	W 115¼
table top Basic		T 102/158	D 40¼/62¼		T 107/175	D 42¼/69		T 107/180	D 42¼/70¾
4 corner legs		H 74	H 29¼		H 74	H 29¼		H 74	H 29¼
table top thickness 25 mm									
straight edge									

trapezoidal	4332-75	B 255	W 100½	4332-80	B 271	W 106¾	4332-85	B 293	W 115¼
table top Advanced		T 102/158	D 40¼/62¼		T 107/175	D 42¼/69		T 107/180	D 42¼/70¾
4 corner legs		H 74	H 29¼		H 74	H 29¼		H 74	H 29¼
table top thickness 28 mm									
beveled edge									

trapezoidal	4189-75	B 255	W 100½	4189-80	B 271	W 106¾	4189-85	B 293	W 115¼
table top Soft		T 102/158	D 40¼/62¼		T 107/175	D 42¼/69		T 107/180	D 42¼/70¾
4 corner legs		H 74	H 29¼		H 74	H 29¼		H 74	H 29¼
table top thickness 28 mm									
rounded edge									

conference table trapezoidal – with 9 seats

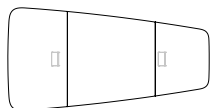


table top consisting of 3 parts

trapezoidal	4384-75	B 330	W 130	4384-80	B 355	W 139¾	4384-85	B 378	W 148¾
table top Basic		T 107/177	D 42¼/69¾		T 107/181	D 42¼/71¼		T 107/183	D 42¼/72
4 corner legs		H 74	H 29¼		H 74	H 29¼		H 74	H 29¼
table top thickness 25 mm									
straight edge									

trapezoidal	4334-75	B 330	W 130	4334-80	B 355	W 139¾	4334-85	B 378	W 148¾
table top Advanced		T 107/177	D 42¼/69¾		T 107/181	D 42¼/71¼		T 107/183	D 42¼/72
4 corner legs		H 74	H 29¼		H 74	H 29¼		H 74	H 29¼
table top thickness 28 mm									
beveled edge									

trapezoidal	4190-75	B 330	W 130	4190-80	B 355	W 139¾	4190-85	B 378	W 148¾
table top Soft		T 107/177	D 42¼/69¾		T 107/181	D 42¼/71¼		T 107/183	D 42¼/72
4 corner legs		H 74	H 29¼		H 74	H 29¼		H 74	H 29¼
table top thickness 28 mm									
rounded edge									

cabel duct vertical



4191	B 12	W 4¾
	H 71	H 28

