

OTTO

MARC MERCKX



Otto was inspired by a rhythmic 'ribbon' pattern, often found in Italian bar counters from the '40s. The collection also references ancient architectural pillars with their typical fluted pattern. Using merely one simple element, an endless yet interesting surface can be created, not only significantly reducing the waste of precious teak wood, but creating a durable timeless design that accommodates many outdoor purposes.

MATERIALS

- Base: teak
- Table top: teak, ceramic, muschelkalk

COLOURS

Teak



COLOURS TABLE TOP

C15-Sabbia



*C80-Scisto



M-Muschelkalk**



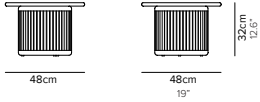
Teak



OTTO

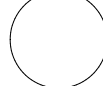
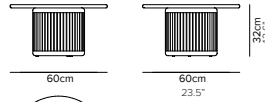
TECHNICAL DRAWINGS

04281-xx



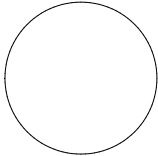
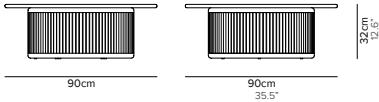
delivery unit: 2
low frame: tbc
ceramic top:
58 x 58 x H6 cm - 0,02 m³ - 5,56 kg
22.75 x 22.75 x H2.25" - 0.71 ft³ - 12.5 lb
muschelkalk top:
58 x 58 x H6 cm - 0,02 m³ - 7,41 kg
22.75 x 22.75 x H2.25" - 0.71 ft³ - 16.3 lb
teak top:
52 x 52 x 6cm - 0,02 m³ - tbc
20.5 x 20.5 x H2.25" - tbc

04283-xx



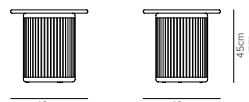
delivery unit: 2
low frame: tbc
ceramic top:
70 x 70 x H6 cm - 0,03 m³ - 8,89 kg
27.5 x 27.5 x H2.25" - 1.04 ft³ - 19.6 lb
muschelkalk top:
70 x 70 x H6 cm - 0,03 m³ - 11,58 kg
27.5 x 27.5 x H2.25" - 1.04 ft³ - 25.5 lb
teak top:
64 x 64 x 6cm - 0,02 m³ - tbc
25.25 x 25.25 x H2.25" - 0.87 ft³ - tbc

04284-xx



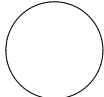
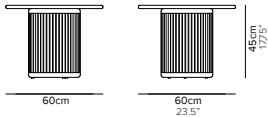
delivery unit: 2
low frame:
67 x 67 x H34 cm
26.5 x 26.5 x H13.5"
ceramic top:
100 x 100 x 6 cm - 0,06 m³ - 20 kg
39.25 x 39.25 x H2.25" - 2.12 ft³ - 44.1 lb
muschelkalk top:
100 x 100 x H6 cm - 0,06 m³ - 26,06 kg
39.25 x 39.25 x H2.25" - 2.12 ft³ - 57.5 lb
teak top:
94 x 94 x H6 cm - 0,05 m³ - 15 kg
37 x 37 x H2.25" - 1.87 ft³ - 33.1 lb

04280-xx



delivery unit: 2
low frame:
36 x 36 x H47 cm - 0,06 m³ - 10 kg
14.25 x 14.25 x H18.5" - 2.15 ft³ - 22.1 lb
ceramic top:
58 x 58 x 6 cm - 0,02 m³ - 5,69 kb
22.75 x 22.75 x H2.25" - 0.71 m³ - 12.5 lb
muschelkalk top:
58 x 58 x 6 cm - 0,02 m³ - tbc
20.5 x 20.5 x 2.25" - 0.57 ft³ - tbc
teak top:
52 x 52 x 6 cm - 0,02 m³ - tbc
20.5 x 20.5 x H2.25" - 0,57 ft³ - tbc

04282-xx



delivery unit: 2
low frame:
36 x 36 x H47 cm - 0,06 m³ - 10 kg
14.25 x 14.25 x H18.5" - 2.15 ft³ - 22.1 lb
ceramic top:
70 x 70 x 6 cm - 0,03 m³ - 8,89 kg
27.5 x 27.5 x H2.25" - 1.04 m³ - 19.6 lb
muschelkalk top:
70 x 70 x 6 cm - 0,03 m³ - 11,58 kg
27.5 x 27.5 x 2.25" - 1.04 ft³ - 25.5 lb
teak top:
64 x 64 x 6 cm - 0,02 m³ - tbc
25.25 x 25.25 x H2.25" - 0,87 ft³ - tbc

PROTECTION COVERS

For each item a cover is available that protects the furniture against dirt. These covers in grey colour are made of PU coated polyester which is water-repellent and UV-resistant. Thanks to their excellent breathable qualities the covers reduce condensation and heat build-up, helping to prevent the formation of mold and mildew. Nevertheless, they are not 100% waterproof. Always make sure that furniture, cushions and covers are completely dry before covering furniture.

04280 D4280

04281 D4281

04282 D4282

04283 D4283

04284 D4284

MAINTENANCE

Teak

Treat new teak with Teak Protector 4 à 6 weeks after installation. Teak Protector applies an invisible film that prevents stains and green deposit. Soiled teak can be cleaned with Teak Super Cleaner. Leave the furniture to dry completely and then apply Teak Protector. To avoid labour-intensive cleaning, you can treat the wood with Teak Sealer. A simple cleaning with water and a pH-neutral soap will do for many years. Teak Sealer contains UV protection to slow down the graying from the sun as well as a fungicide to prevent the growth of mold and mildew.



D9914
Teak Super
Cleaner



D9912
Teak Protector



D9959
Teak Sealer

Ceramic

Glazed lava stone and ceramic are easy to maintain with clean water and a pH neutral liquid detergent. Possible stains can be removed with Ceramic Cleaner. To protect the surface we recommend Ceramic Protector which fills the micro pores so dirt particles won't attach to the surface and will be rain-washed.



D9938
Ceramic
Cleaner



D9955
Ceramic
Protector

Muschelkalk

For daily cleaning, rub with a soft clean cloth immersed in a solution of hot, pure water and a pH-neutral detergent. Rinse thoroughly and leave to dry. Spills should be wiped up immediately, particularly acids, which can stain. Bird droppings and leaves can also stain if not removed immediately. We advise you to cover your table with a protective cover when not in use.