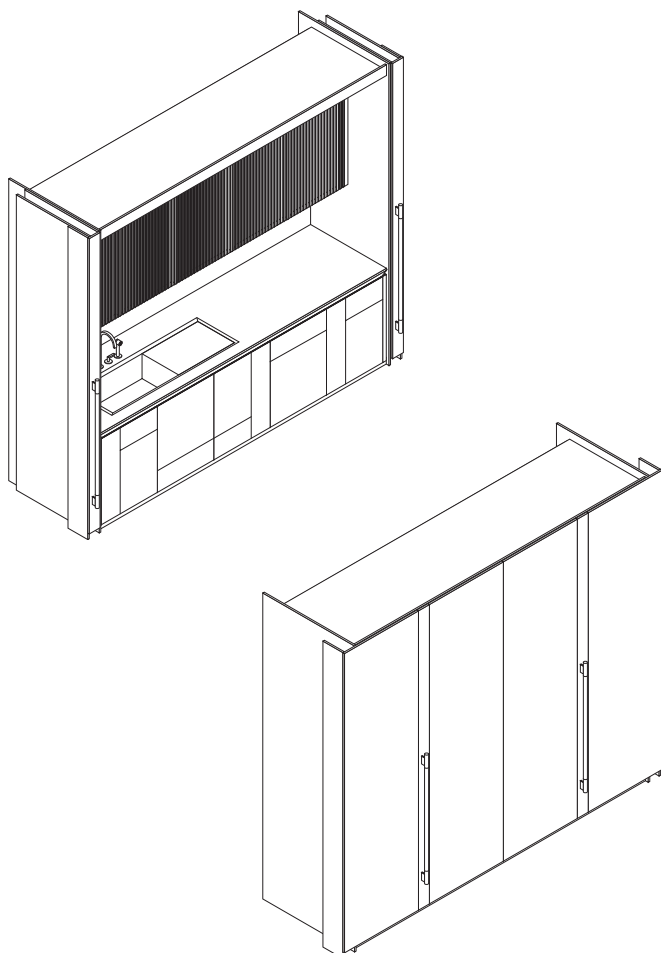


TIVALÌ 2.0

BY DANTE BONUCCELLI

Molteni & C



Tivalì, the built-in kitchen for all spaces designed by Dante Bonuccelli in 2004, precursor of the “Everything in a Small Space” concept, evolves in the Tivalì 2.0. The concept behind the design was to have a kitchen, within a usable internal linear space of between 2.40 and 3 meters, where the scenographic element prevails and the kitchen reaches its highest expression, rather like the performance of an actor on stage.



PLUSES

- Design by Dante Bonuccelli
- Award-winning kitchen: ADI Index, 2005 / Red Dot Design Award best of the best, 2008
- Kitchen box that appears and disappears when necessary
- Flexible combinations (bases, wall units and columns from the Dada range)
- Patented doors that slide, fold and disappear into the side compartments
- Perfect synthesis of tidiness and functionality
- Optimal solution for lofts and open kitchens



FINISHES

Tivalì 2.0

Silice lacquered external doors,
Sunrise oak Post handles

Intersection Base

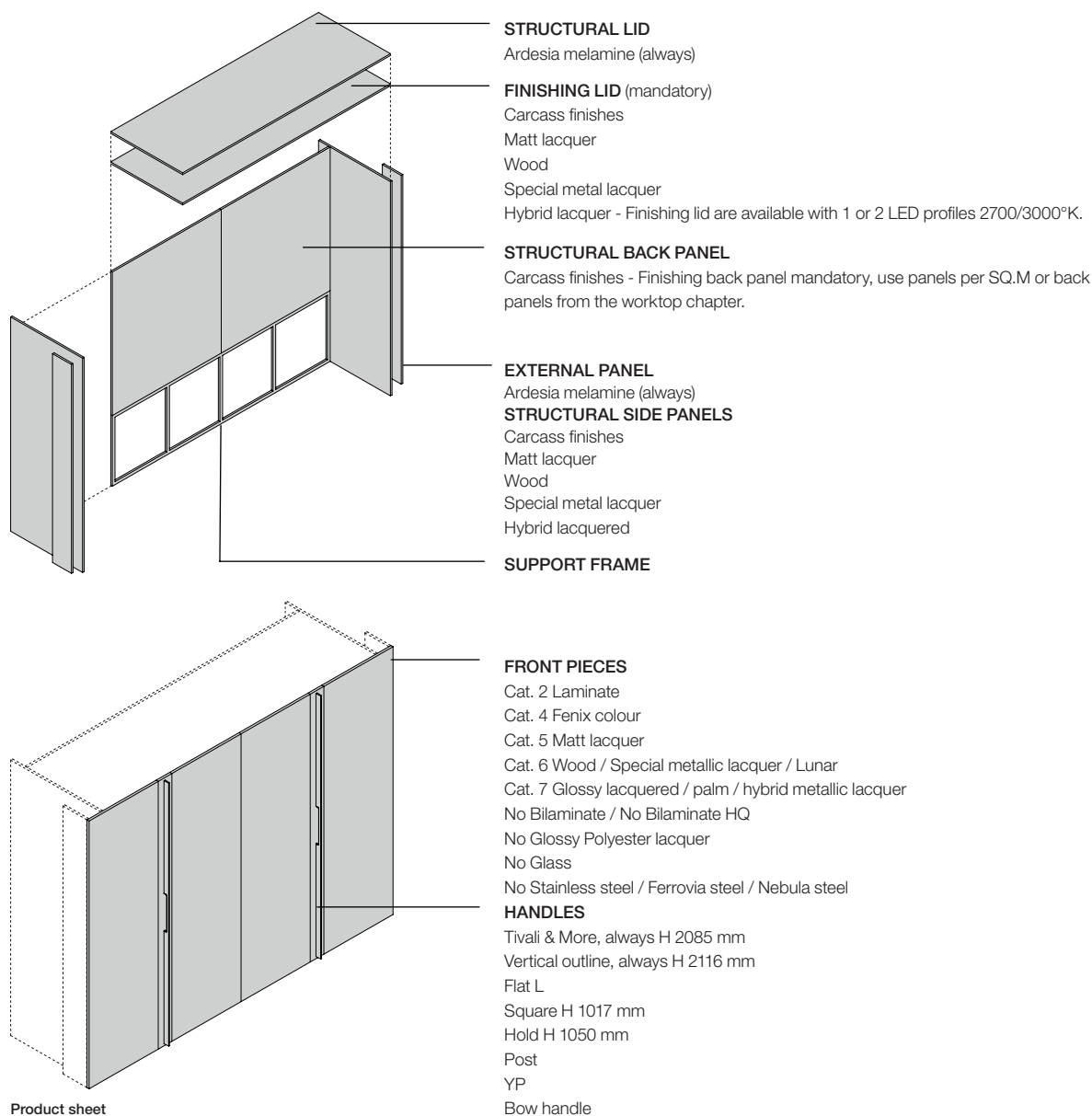
Sunrise doors, Superwhite marble top
and back splash

Stripe wall unit

Sunrise oak

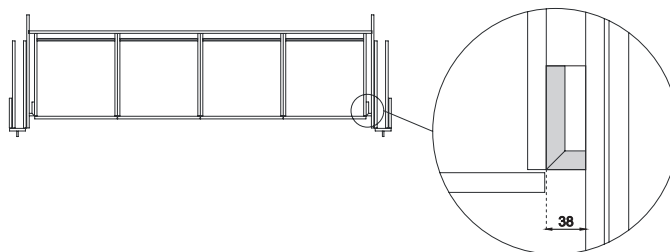
Structure and internal finishes

Tivalì must always be sold with internal modules.
Whether they are bases, wall units or columns, it is not possible to sell only the shell with doors.



Fillers

Tivali always has two 38 mm side fillers, in the same finish as the Tivali shell.



BASE UNITS:

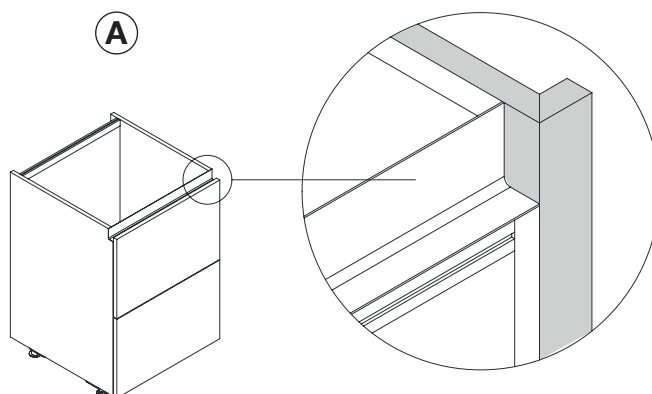
According the model will be provided a different filler.

WALL UNITS / COLUMNS / EXTENSION UNITS

The filler is aligned with the unit.

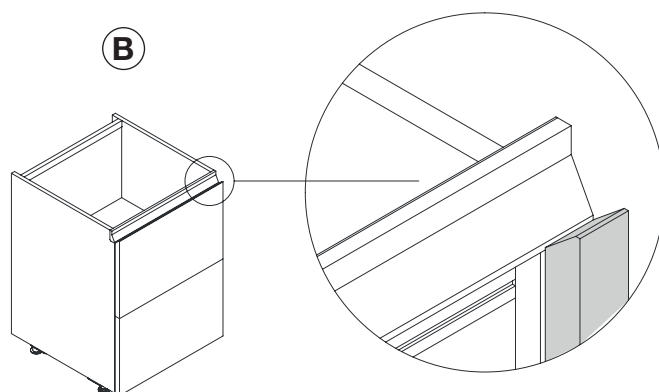
(A) KITCHENS WITH HORIZONTAL CHANNEL (NO INTERSECTION):

The filler is aligned to the base unit structure.
The horizontal channel stops against the filler.
The filler is included in the price.



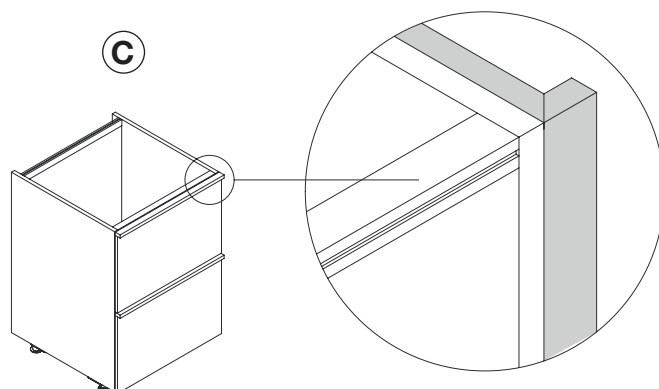
(B) INTERSECTION

The filler aligns to the facade as any kitchen against wall.
The finger recess continues against the flank of the Tivali structure.
Filler excluded.



(C) KITCHENS WITH HANDLE OR HANDLE PROFILE:

The filler is aligned to the base unit structure.
The filler is included in the price.



Door finishes

LP
LAMINATES | PRICE RANGE 2

SILK CHALK WHITE	SILK SILICA	SILK DOVE GREY
WHITE	LIGHT GREY	TASMANIA
PLASTER ANTHRACITE		

LS
SPECIAL METALIZED LACQUERED | PRICE RANGE 6

GOLD	TITAN	PEWTER
BRONZE		

LP
LAMINATES HQ | PRICE RANGE 2

LAVA	ASH GREY	LINEN
------	----------	-------

ES
WOODS | PRICE RANGE 6

LIGHT OAK	WALNUT	EUCALYTPUS
GRAPHITE OAK	GREY OAK	DARK WALNUT
BALCK OAK	THERMO OAK	LIGHT ELM
DARK ELM		

LX
FENIX®NTM | PRICE RANGE 4

KOS WHITE	MALÉ WHITE	LUXOR BEIGE
EFESO GREY	INGO BLACK	ARIZONA BEIGE
OTTAWA CASTORO	ANTRIM GREY	LONDON GREY
BROMO GREY		

ES
WOODS | PRICE RANGE 7

PT
LUNAR | PRICE RANGE 6

DARK PALM	LUNAR
-----------	-------

LO, LL, LE
LACQUERED | PRICE RANGE 5/7/8

WHITE	CHALK WHITE	PEARL
SILICA	SAND	DUNE
LIGHT GREY	DOVE GREY	PLATINUM
CLAY	DOLOMITE	LEAD
MOKA	LIGHT BLUE GREY	MUSTARD
ANTHRACITE	BLACK	COPPER
LONDON SKY	STARDUST	MOONLIGHT
SPICE		

LSH
HYBRID LACQUERED | PRICE RANGE 7

METAL HYBRID BRONZE	METAL HYBRID SLATE
---------------------	--------------------